

MIC O Newsletter

April 2025

Statistics provided as of March 31, 2025

Monthly Dividend

6.00%

Please contact our Exempt Market
Dealer to further invest in
NHMIF(1) Inc. **



Contact Information

Integrated-Equities Inc.
Arjun Saraf, CPA, CA, EMD, C.C.O., C.E.O.
arjun@newhavenmortgage.com
416-636-0000 Ext. 225

Fund Information

MANAGER: New Haven Mortgage Corporation
VEHICLE: Mortgage Investment Corporation
MINIMUM INVESTMENT: \$10,000.00 Accredited/Eligible Investor**
DISTRIBUTION: 15th of each month***
ELIGIBLE: RRIF, RRSP, LIRA, DRSP, TFSA, Cash
MANAGEMENT FEE: 1.5% (Management Fee waived for month)
AUDITORS: KPMG LLP
REDEMPTION: 120 days written notice.
MAX LTV: 55%

MIC O Newsletter

April 2025

Statistics provided as of March 31, 2025

Investment Criteria

- Preservation of Capital
- Detailed Underwriting policies
- Aligned Management Interest (co-investors)
- Rigid due-diligence and operational standards
- Monthly Dividend distributions
- Investor Transparency

YEAR YIELD*

2025	6.50%
2024	6.50%
2023	6.50%
2022	6.23%
2021	5.96%



This investment portfolio summary for New Haven Mortgage Income Fund (1) Inc. is for information purposes only and does not constitute an offer to sell or a solicitation to buy securities. Past results are not indicative of future performance. The information contained herein is not to be distributed, reproduced or commented to a third party without the express written consent of New Haven Mortgage Corporation or Integrated-Equities Inc. Investors should refer to the Offering Memorandum dated March 31, 2022 for a summary of the risk factors related to this investment in preferred shares.

*Yield is annualized, compounded and net to shareholders (DRIP)

**Subject to limitations per our Offering Memorandum and securities legislation

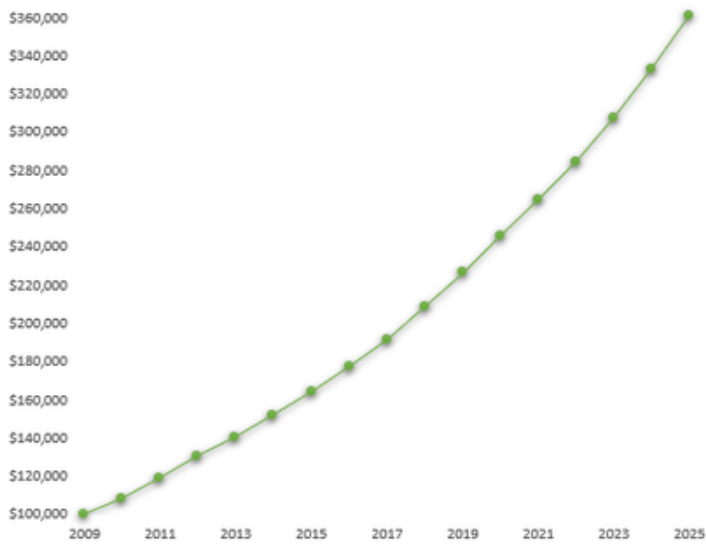
***Distributions are on 15th of the month unless the 15th is a holiday or weekend. If so, the following business day

Fund Reports

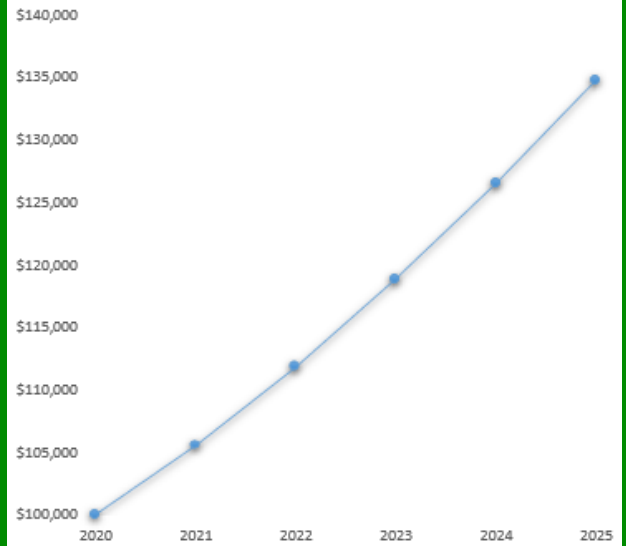
April 2025

Statistics provided as of March 31, 2025

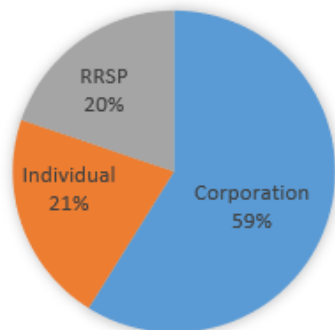
MIC AC \$100,000 Since Inception



MIC O \$100,000 Since Inception



INVESTORS BY TYPE



Assets Under Management (\$M)

